

Criminal Child Physical Abuse Cases in King County

CourtWatch tracked 38 child physical abuse cases¹ filed in 2017 against adult defendants in King County Superior Court

As of May 2018, 47% of these cases were still pending. The other 53% of cases were resolved by:



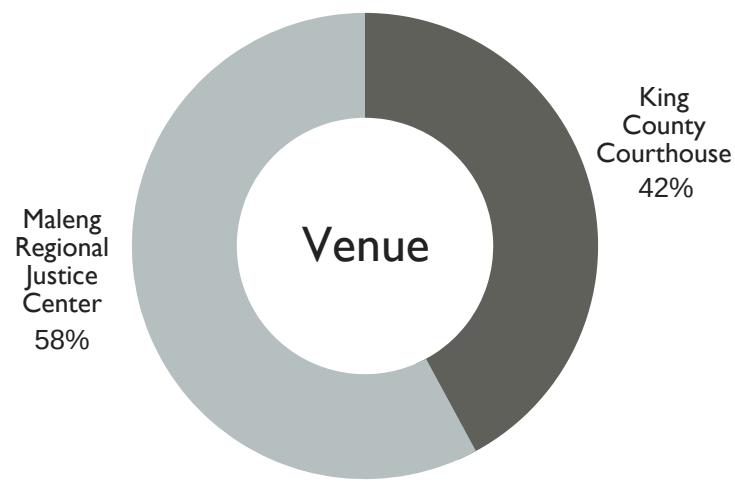
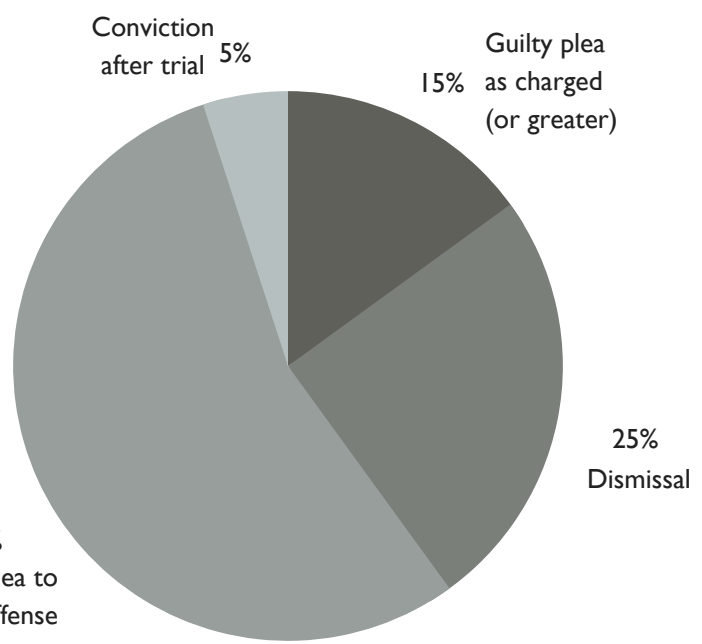
66% of defendants were male and 34% of defendants were female



16% of defendants had a reported history of domestic violence, abuse, and/or neglect



Drugs and/or alcohol were a factor, or the defendants had a history of drug and/or alcohol abuse, in 26% of cases



This project was supported by Grant No. 2015-FJ-AX-0002 awarded by the Office on Violence Against Women, U.S. Department of Justice. The opinions, findings, conclusions, and recommendations expressed in this publication/ program/exhibition are those of the author(s) and do not necessarily reflect the views of the Department of Justice, Office on Violence Against Women.

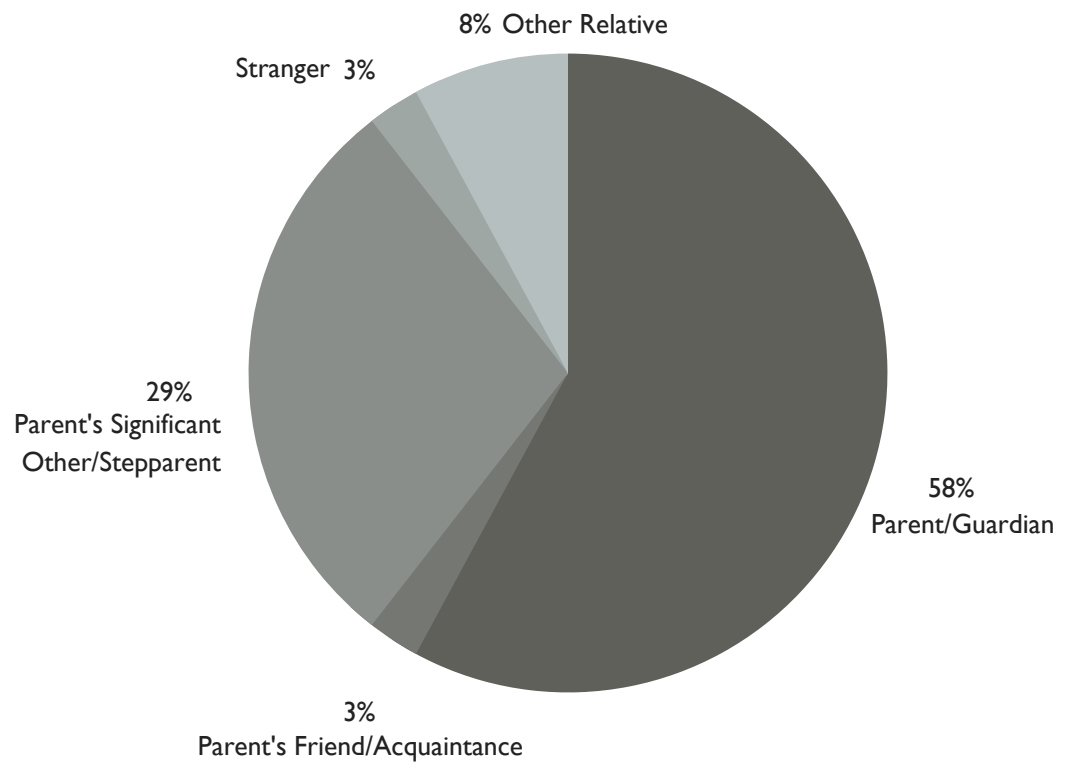


¹ Child physical abuse offenses include: Assault, Assault of a Child, Criminal Mistreatment, Murder, Violation of Domestic Violence Order for Protection

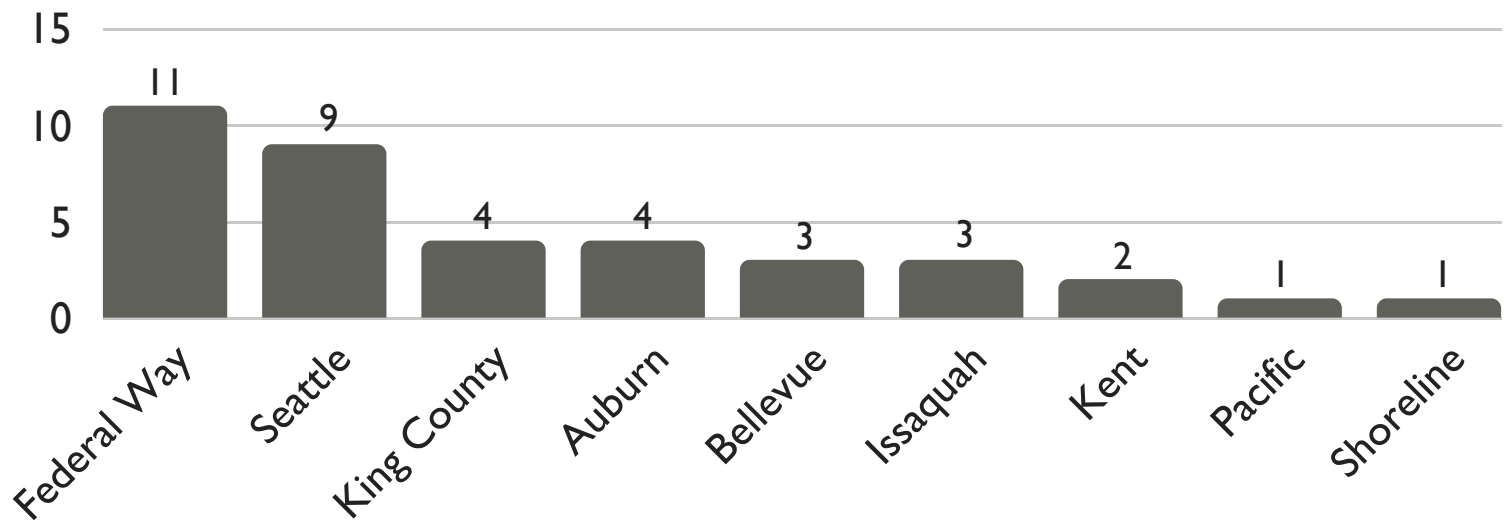
Criminal Child Physical Abuse Cases in King County

- As of May 2018, the average time it took for cases filed in 2017 to reach a resolution by guilty plea was 6.36 months
- The average length for cases that went to trial was 6.58 months

Relationship Between Victim and Defendant



Criminal Child Physical Abuse Cases by Law Enforcement Jurisdiction



This project was supported by Grant No. 2015-FJ-AX-0002 awarded by the Office on Violence Against Women, U.S. Department of Justice. The opinions, findings, conclusions, and recommendations expressed in this publication/ program/exhibition are those of the author(s) and do not necessarily reflect the views of the Department of Justice, Office on Violence Against Women.

